

Square LED edge-lit recessed downlighters

The R4 is a UK designed and manufactured LED edge-lit down light built to a high specification. It uses fire retardant panels in both opal and low glare versions. Available in 3000 K and 4000 K, the two power choices are complemented with emergency derivatives and SmartScan energy saving versions.

Applications: Student accommodation, healthcare and general purpose use.

- Edge-lit diffuser technology eliminates visible LEDs
- Supplied with remote gear unit fitted with 2 m supply lead
- SmartScan versions fitted with TEE connector for LCM wiring
- SmartScan wireless technology removes the need for control cabling. Ideal for retro-fit

Notes: Low glare and SmartScan versions are IP40 below ceiling



Up to IP54 (IP40 above ceiling)
Up to 121.5 LL/CW
SMARTSCAN
LUXGUARD

Specification

Mounting	Recessed	IP rating	Up to IP54 (IP40 above ceiling)
Max presence detection height	8 m		

Lighting

Optic	Low glare diffuser Opal diffuser	Lumen output	1,055 lm - 2,450 lm
Efficacy	Up to 121.5 LL/CW		

Emergency data

Emergency lumen output	185 lm - 215 lm	Emergency type	Maintained
Emergency duration	3 hours	Battery specification	Nickel Metal Hydride (NiMH)

Power

LED power	9 W - 18 W	Circuit power	10 W - 22 W
-----------	------------	---------------	-------------

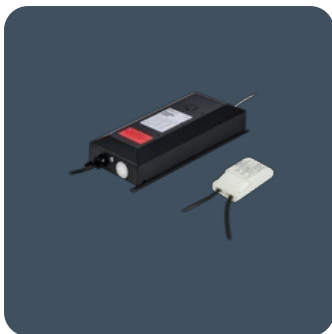


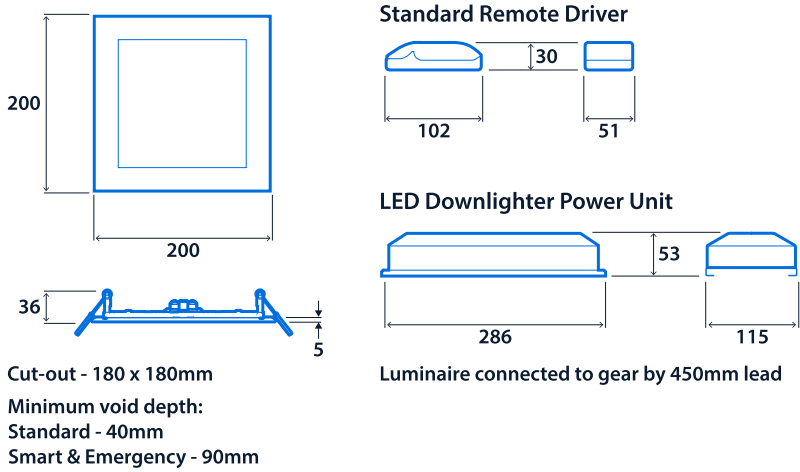
LED characteristics

CRI	80+	Colour temperature	3000 K 4000 K
Rated life (hours)	95 K - L80/B10		

Compliance

UKCA	Yes	CE	Yes
C-Tick (Aus)	Yes	Thermoplastic rating	TP(a)

Dimensions





Click or scan here

View R4 variants using our
online filtering tool



Information is correct as of 12 Mar 2025, however must not be interpreted as a guarantee of individual product performance and/or characteristics. We reserve the right to alter specifications and designs without prior notice.