

Surface mounted LED luminaires

Surface mounted circular luminaires with opal polycarbonate cover.

Applications: stairways, circulation areas and information points.

- IP54 when used with optional sealing gasket (see accessories)
- SmartScan Radar versions with sensor discretely hidden behind the cover
- SmartScan wireless technology removes the need for control cabling. Ideal for retro-fit



IP40

Up to 136.0 LL/CW

SMARTSCAN

LUXGUARD

Specification

| | | | |
|--------------|----------------------------|-------------------------------|------|
| Mounting | Surface | IP rating | IP40 |
| Nominal size | 380 mm dia. 490 mm dia. | Max presence detection height | 8 m |

Lighting

| | | | |
|----------|-------------------|--------------|---------------------|
| Optic | Opal cover | Lumen output | 1,290 lm - 3,945 lm |
| Efficacy | Up to 136.0 LL/CW | | |

Emergency data

| | | | |
|------------------------|---------|-----------------------|-----------------------------|
| Emergency lumen output | 380 lm | Emergency type | Maintained |
| Emergency duration | 3 hours | Battery specification | Nickel Metal Hydride (NiMH) |

Power

| | | | |
|-----------|------------|---------------|-------------|
| LED power | 8 W - 26 W | Circuit power | 10 W - 29 W |
|-----------|------------|---------------|-------------|



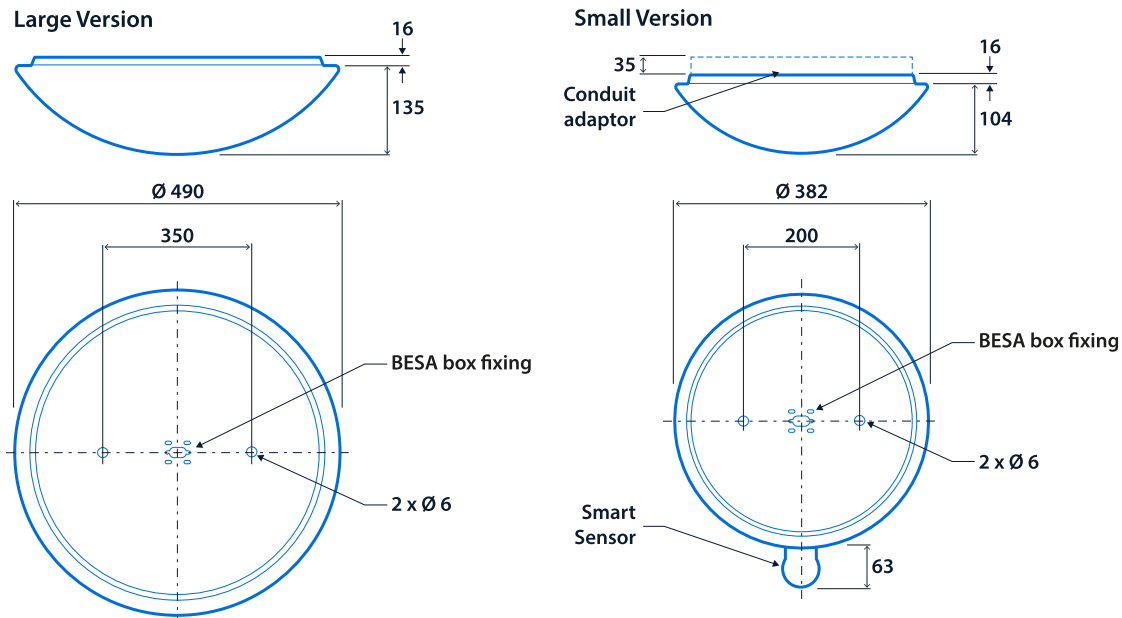
LED characteristics

| | | | |
|--------------------|-----------------|--------------------|--------|
| CRI | 80+ | Colour temperature | 4000 K |
| Rated life (hours) | 100 K - L80/B10 | | |

Compliance

| | | | |
|--------------|-----|----|-----|
| UKCA | Yes | CE | Yes |
| C-Tick (Aus) | Yes | | |

Dimensions





Click or scan here

View Glodome variants using
our online filtering tool



Information is correct as of 12 Mar 2025, however must not be interpreted as a guarantee of individual product performance and/or characteristics. We reserve the right to alter specifications and designs without prior notice.