

# Clara 720

## High efficiency LED pendant luminaires

Circular pendant luminaire with die-cast aluminium body and a choice of satin sparkle or opal diffuser. Direct and indirect illumination with red, green and blue uplight facility. Surface mounted option available.

Applications: Atriums, reception areas, retail, schools, stairwells.

- High efficiency satin sparkle or opal polycarbonate diffuser
- Direct/indirect illumination
- Uplight white as standard with red, green and blue options
- Supplied fully assembled
- Suspended or surface mounted versions
- SmartScan wireless technology removes the need for control cabling. Ideal for retro-fit

Notes: Emergency output on downlight only



IP40    Up to 127.1 LL/CW    SMARTSCAN    LUXGUARD

## Specification

Mounting	Surface Suspended	IP rating	IP40
Max presence detection height	8 m		

## Lighting

Optic	Opal diffuser Satin sparkle diffuser	Lumen output	6,705 lm - 14,395 lm
Efficacy	Up to 127.1 LL/CW		

## Emergency data

Emergency lumen output	420 lm - 460 lm	Emergency type	Maintained
Emergency duration	3 hours	Battery specification	Nickel Metal Hydride (NiMH)

## Power

LED power	52 W - 100 W	Circuit power	60 W - 116 W
-----------	--------------	---------------	--------------

## LED characteristics

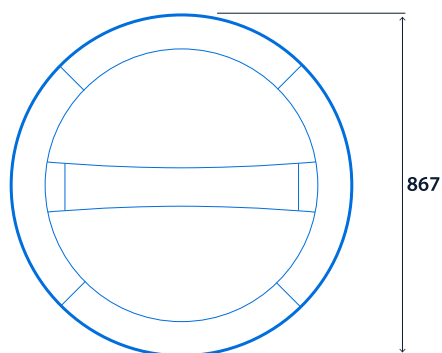
CRI	80+	Colour temperature	4000 K
Rated life (hours)	100 K - L70/B10		

## Compliance

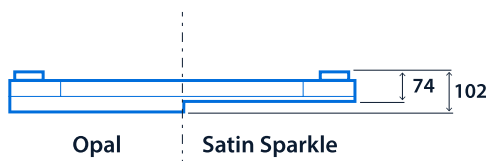
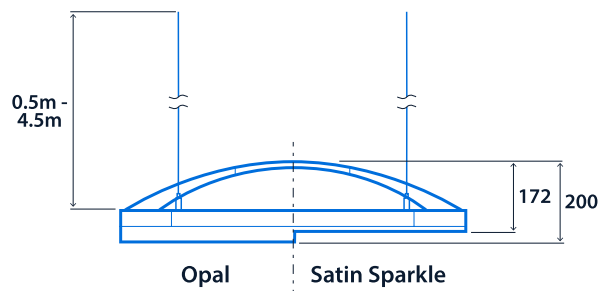
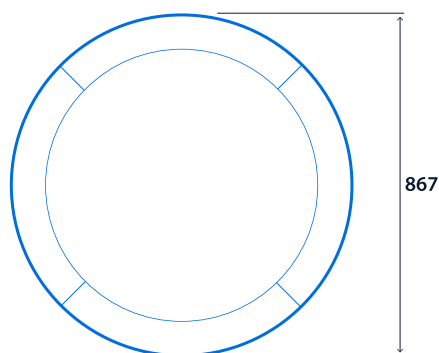
UKCA	Yes	CE	Yes
C-Tick (Aus)	Yes		

## Dimensions


### Suspended



### Surface



# Clara 720



**Click or scan here**  
View Clara 720 variants using  
our online filtering tool



Information is correct as of 12 Mar 2025, however must not be interpreted as a guarantee of individual product performance and/or characteristics. We reserve the right to alter specifications and designs without prior notice.